

Project Title and Location: **Exterior Window Replacement
931 – 1211 Southdale Rd., London
551 – 605 Millbank Dr., London
LMHC Contract No. 2018-0014**

ADDENDUM NO. 1

DIRECTIVE

The previous window and door tender and any previous addendums which were due Thursday, August 9th, 2018, are now null and void and have been replaced with the Exterior Window Replacement tender of the same contract No. 2018-0014.

This addendum shall form an integral part of the plans and specifications for the above project and shall be read in conjunction therewith. This addendum shall, however, take precedence over all requirements of the previously issued drawings and specifications with which it may prove to be at variance, unless otherwise clarified by the Engineer.

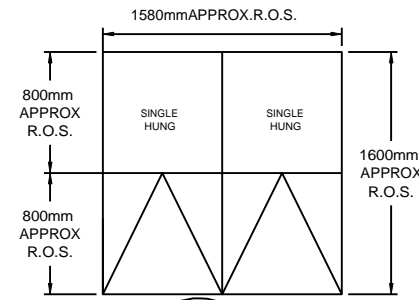
This addendum must be signed by the Tenderer in the appropriate space and must be attached to the back of the Form of Tender and placed in the envelope for submission at the time of tendering. Tenders not including this addendum signed as requested, may be rejected as informal.

GENERAL CLARIFICATIONS FROM SITE SHOWING – October 17, 2018:

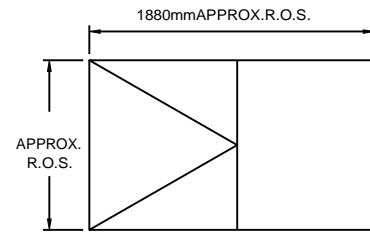
The following items required clarification and shall be adhered to during the tendering and completion of this contract.

- As noted in Section 01 11 00 – Scope of Work, Clause 1.5.2, LMHC will prepare all units for work, including the removal of blinds and relocation of tenant property.
- The contractor is to invoice LMHC upon the completion of each block of units.
- The contractor may work through the winter while weather permits. All work must be completed by June 30, 2019 as stated in Section 01 11 00 – Summary of Work, Clause 1.3.1.
- All window openings will require prefinished metal flashings on all four sides of each opening. No brick molds will be used onsite. The metal frieze board along the soffit will need to be trimmed to allow new flashing around the windows. Existing frieze board shall be left in place where not affected by the window installations.
- Window No. W1 will be changed two (double) single hung windows per opening. Revised drawings are attached to illustrate the change.
- Vinyl wrapped window trim is NOT to be used. Specified painted trim is to be used.

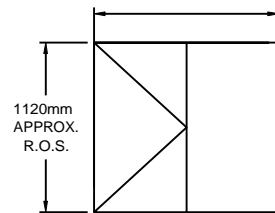
WINDOW OPENING SIZES



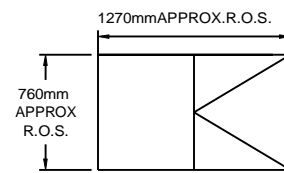
W1 QTY: 165



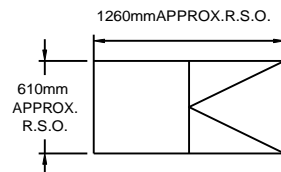
W3 QTY: 39



W2 QTY: 605



W4 QTY: 2



W5 QTY: 2

WINDOW SCHEDULES

2 BEDROOM UNIT-WINDOWS (PER UNIT)					
TYPE	MATERIAL	LOCATION	OPENING SIZE (mm)	QUANTITY	ID
SLIDER	VINYL	FRONT	1270x1120	1	W2
SLIDER	VINYL	SECOND FLOOR			
DOUBLE SINGLE HUNG	VINYL	GROUND FLOOR, REAR	1580x1600	1	W1
SLIDER	VINYL	SECOND FLOOR BEDROOM, REAR	1880x1120	1	W3

3 BEDROOM UNIT-WINDOWS (PER UNIT)					
TYPE	MATERIAL	LOCATION	OPENING SIZE (mm)	QUANTITY	ID
SLIDER	VINYL	GROUND FLOOR, FRONT	1270x1120	1	W2
SLIDER	VINYL	SECOND FLOOR, BEDROOMS, FRONT AND REAR	1270x1120	3	W2
DOUBLE SINGLE HUNG	VINYL	GROUND FLOOR, REAR	1580x1600	1	W1

4 BEDROOM UNIT-WINDOWS (PER UNIT)					
TYPE	MATERIAL	LOCATION	OPENING SIZE (mm)	QUANTITY	ID
SLIDER	VINYL	GROUND FLOOR, FRONT	1270x1120	1	W2
SLIDER	VINYL	SECOND FLOOR, BEDROOMS, FRONT AND REAR	1270x1120	4	W2
DOUBLE SINGLE HUNG	VINYL	GROUND FLOOR, REAR	1580x1600	1	W1

CLINIC UNIT-WINDOWS					
TYPE	MATERIAL	LOCATION	OPENING SIZE (mm)	QUANTITY	ID
SLIDER	VINYL	FRONT	1270x1120	1	W2
		FRONT			
SLIDER	VINYL	SECOND FLOOR, REAR	1270x760	2	W4

CLINIC ADDITION-WINDOWS					
TYPE	MATERIAL	LOCATION	OPENING SIZE (mm)	QUANTITY	ID
SLIDER	VINYL	GROUND FLOOR, SIDE	1260x610	2	W5

TOTAL QUANTITY OF WINDOWS					
TYPE	MATERIAL	OPENING SIZE (mm)	QUANTITY	ID	NOTES
DOUBLE SINGLE HUNG	VINYL	1580x1600	165	W1	
SLIDER	VINYL	1270x1120	605	W2	
SLIDER	VINYL	1880x1120	39	W3	
SLIDER	VINYL	1270x760	2	W4	CLINIC REAR
SLIDER	VINYL	1260x610	2	W5	CLINIC SIDE

SECURITY SCREEN				
TYPE	LOCATION	ID	COMPATIBLE WITH WINDOW ID	QUANTITY
SECURITY SCREEN	GROUND FLOOR, CLINIC AND CHAPLAINCY	S1	W2	3
SECURITY SCREEN	GROUND FLOOR, CLINIC	S2	W5	2
SECURITY SCREEN	GROUND FLOOR, CHAPLAINCY	S3	W1	2

LEGEND

R.O.S. - ROUGH OPENING SIZE

NOTE

- CONTRACTOR TO VERIFY SLIDER DIRECTION ON-SITE FOR ALL WINDOWS.
- CONTRACTOR TO VERIFY ALL WINDOW DIMENSIONS.
- ALL WINDOW WORK TO BE IN ACCORDANCE WITH THE SPECIFICATIONS.
- CONTRACTOR TO VERIFY WINDOW QUANTITIES AND SIZES ON-SITE.
- CONTRACTOR TO REPLACE CLINIC AND CHAPLAINCY LOWER LEVEL WINDOWS SECURITY SCREEN.

STAMP

THIS DRAWING IS THE PROPERTY OF exp SERVICES INC. ANY REPRODUCTION BY ANY MEANS IS STRICTLY PROHIBITED WITHOUT THE WRITTEN CONSENT OF exp SERVICES INC. THIS DRAWING AND DESIGN INTENT IS FOR THIS PROJECT ONLY.

exp Services Inc.

t: +1.519.963.3000 | f: +1.519.963.1152
15701 Robin's Hill Road
London, ON N5V 0A5
Canada

www.exp.com



- BUILDINGS • ENERGY • EARTH & ENVIRONMENT •
- INFRASTRUCTURE • SUSTAINABILITY •

NOTE:

1. THE CONTRACTOR IS RESPONSIBLE FOR DETERMINING EXISTING ASSEMBLIES, SITE CONDITIONS AND ALL DIMENSIONS.
2. DO NOT SCALE DRAWINGS.
3. ALL DEFICIENCY LOCATIONS SHOWN ON DRAWINGS ARE APPROXIMATE.

CLIENT
LMHC
379 DUNDAS STREET, SUITE 207
LONDON, ONTARIO, N6B 1V5

PROJECT
WINDOW REPLACEMENT
DESIGN DETAILS
931-1225 SOUTH DALEROAD
551-605 MILLBANK DRIVE

TITLE
Window Opening Details & Schedules

DESIGN	N/A	PROJECT NO. LON-00016400-BS LMHC #2018-0014 DRAWING NO. 1.1R
DRAWN BY	A.K.	
CHECKED	N.J.O.	
DATE	OCT 2018	
SCALE	N.T.S.	